



# KINDERGARTEN NEWSLETTER

## St. Mary's School

October 31<sup>st</sup> - November 4<sup>th</sup>



"Every leaf speaks bliss to me, fluttering from the autumn tree."- *Emily Bronte*

Monday, the children enjoyed a few Halloween activities. They donned their Halloween costumes and marched in a parade around the school, enjoyed a wonderful party, and then watched "It's the Great Pumpkin Charlie Brown". We would like to thank Mrs. DiStefano and Mrs. DuBard for organizing the party. We would also like to thank those parents who helped to set up the party and who donated treats and favors. The children certainly appreciated your efforts.

**Math** The children constructed calendars for the month of November. They carefully wrote the numbers 1-20 and traced the numbers 21-30. Afterwards, they decorated their calendars by tracing their hands and turning them into turkeys, complete with beaks, waddles, and feathers.

The children cut and assembled Math Storybooks that helped them review patterns and the words *left* and *right*. They also completed the Chapter Review in their math workbooks. Each child did a great job. Finally, their chapter assessment was to make a pattern using small pictures of leaves. They were encouraged to make an AB, ABC, AAB or ABB pattern. Their assessments are in their portfolio folders.

The children were introduced to chapter 3- **Matching and Counting**. The objectives of the lessons include:

1. To match and count objects using one-to-one correspondence.
2. To use one-to-one correspondence to compare two groups.

### Phonics/Handwriting


This week, the children were introduced to the letter "Dd". They practiced writing capital and lowercase "Dd" and learned its initial sound. The children created a list of words that start with this week's letter. The list included: duck, dog, dinosaur, dice, doctor, dragon, dig, dad, don't, door, Dan, diamond, and Dario. Friday, they completed a phonics packet for the letter "Dd".

The students also celebrated this week's letter by making paper dogs, working in their very own dot-to-dot books, and playing *The Great Dice Race*.

Starting in November, our phonics program, *Bradley Reading & Language Arts*, will be taking a somewhat different approach.

*The lessons are designed in a 2-day cycle: on odd days, lessons will provide material in phonemic awareness, oral language activities, letter-sound houses and handwriting. On even days, lessons include phonemic awareness, explicit phonics instruction, sentence dictation, and a mini-lesson. The lessons are structured to systematically introduce, teach and maintain all important skills so that, over time, children develop a solid foundation in oral language expression, and beginning reading and writing.<sup>1</sup>*

<sup>1</sup> Rose F. Bradley, Ed.D. [Bradley Reading & Language Arts: A Multisensory, Multiskills Approach](#), Massachusetts: Bradley Institute, Inc. p65.



In the **Phonics Instruction** component of their phonics lessons, the children were presented the letter-sounds **a, m, t, r, n, s, j, c, d, h, l, p, f, z, i, and x**. Please take the time to review the letter-sounds with your child.

For the **Dictation & Illustration** component, the following sentences were instructed by sound-blending each word on a slide and then having them write the words on their paper.

Dad ran fast.  
Jan had a nap.

**Mini Lessons** included when to use a capital letter for the first letter of a name and first word of a sentence. We also make a mark (.), a dot, at the end of our sentence to show that we are finished. The children were introduced to the sight words "I" and "a".

For the **Oral Language** component, the children had to form sentences and identify which part tells something and who or what it is telling about. They also had to draw a picture of a family member and tell something about them.

For the **Letter-Sound Houses** component, they were presented the letter-sound house of /ă/.

Finally, for the **Handwriting** component, they used backward circles lines, horizontal and vertical lines, and curves to write the letters o, c, a, g, e, g, d and u.

This week, the children practiced writing the number 6 in their *Zaner-Bloser* penmanship books.

### Language Arts

The children discussed how squirrels prepare for the winter by collecting nuts and seeds. Then the children learned a new song entitled, "Sing a Song to

the Squirrel." The song is sung to the tune of "Happy Birthday."

"Here's an acorn for you  
A big acorn for you  
You'll be happy gray squirrel  
With this acorn for you"



The words were written on a large piece of chart paper, and the word "acorn" was substituted with picture cards of an acorn. Mr. Worthen had the children close their eyes while he changed the picture cards to bananas, donuts and ice cream cones. They would sing the song each time the picture cards changed.

Afterwards, the children completed a skill page where they drew a picture of something for the squirrel to eat. They also had to help write the word phonetically to complete the programmed sentence- **You'll be happy gray squirrel with this \_\_\_\_\_ for you.**

The children read their next mini book entitled, "Outside." This book worked on the site words- *I, see and a*.

### Social Studies


As we anticipate the arrival of Thanksgiving, we will be participating in a variety of activities to help the children understand the plight of the Pilgrims and the lessons they learned from their Native American friends.

The class was presented with the question- "What do you know about Thanksgiving?" Their responses were written using a computer program named "Kidspiration". Some of the responses included:

*We eat turkey and vegetables.  
This year, Thanksgiving is on November 2th.  
We invite friends and relatives over for dinner.  
Thanksgiving is in the fall.*



Afterwards, we talked about the word "thankful". I tried to elicit from each child what they are thankful for. It's a very abstract word, but when used carefully in context, they were able to dictate a word or sentence. The responses were written on paper feathers that adorn a paper turkey in the hallway.



### Science

The class took another look at their adopted tree. Afterwards, they added two more pages to their electronic book, telling the signs of fall, and the colors and parts of the leaves. The follow-up activity involved crayon rubbings of a leaf and labeling their work with the words- *leaf*, *stem*, and *veins*.

### Art

The students enjoyed an art activity where they changed a paper plate into an adorable boy or girl Pilgrim. The figures are hanging in our classroom.




### Religion

The children worked on chapter 5- **We're All in God's Family: God Creates All People**. In this chapter, the children discovered that all people belong to the family of God, and that God made people alike, but also different.

This week's *Promise* interprets Sunday's parable as a call to the children to participate fully in the life around them and to recognize making choices—sometimes good, sometimes not so good—is the human condition. They praise God by being the human persons they were created to be.

### ODDS AND ENDS



In two weeks, we will be starting our "Star of the Week" program. This program is designed to highlight a child's history, favorite activities, personal work, etc. Each child is highlighted for one week and will display their information on a special bulletin board and table. When your child is chosen, they will

receive information prior to their week. We can't wait to see our "Stars" shine.

Next Thursday, November 10, is a professional day for the teachers. There will be no school on that day.

Also, next Friday, November 11, we honor Veterans Day. There will be no school on that day.

Enjoy your weekend,  
*David Worthen*